

## Chapter 14      Party System Change

Figure 1      Almond's typology

		Political Culture	
		homogeneous	fragmented
System	Western	<i>Anglo-American</i>	<i>Continental Europe</i>
	non-Western	<i>Totalitarian</i>	<i>Pre-industrial</i>

**Figure 2      Lijphart's typology**

		<b>Political Culture</b>	
		homogeneous	fragmented
<b>Elite Behaviour</b>	Coalescent	<i>Depoliticized</i>	<i>Consociational</i>
	Adversarial	<i>Centripetal</i>	<i>Centrifugal</i>

**Figure 3**      **Party system change from *consociational* to *depoliticized***

		<b>Political Culture</b>	
		homogeneous	fragmented
<b>Elite Behaviour</b>	Coalescent	<i>Depoliticized</i>	← <i>Consociational</i>
	Adversarial	<i>Centripetal</i>	<i>Centrifugal</i>

**Figure 4      Typology of democratic regimes**

		<b>Structure of society</b>	
		homogeneous	heterogeneous
<b>Electoral System</b>	proportional	Depoliticized	Consociational
	Majority rule	Centripetal	Centrifugal

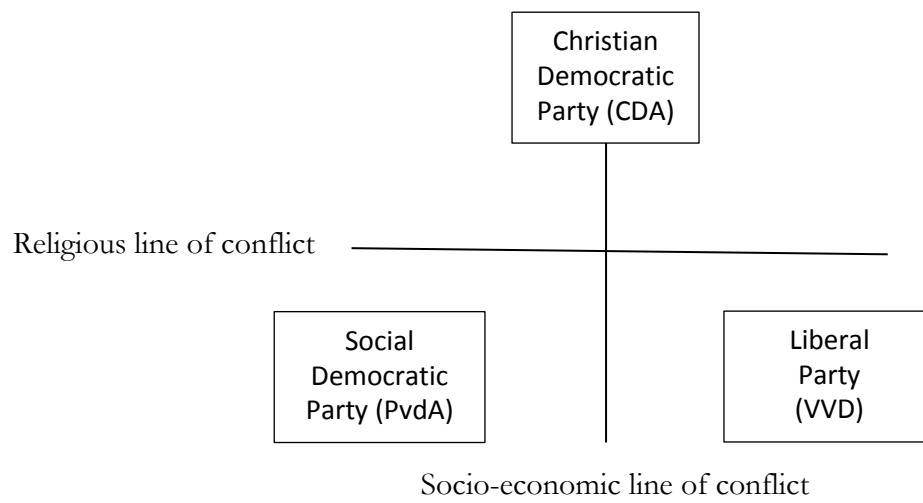
**Figure 5      Assurance Game: conditionally coalescent**

		Player 2	
		Cooperate	Defect
Player 1	Cooperate	4, 4	1, 3
	Defect	3, 1	2, 2

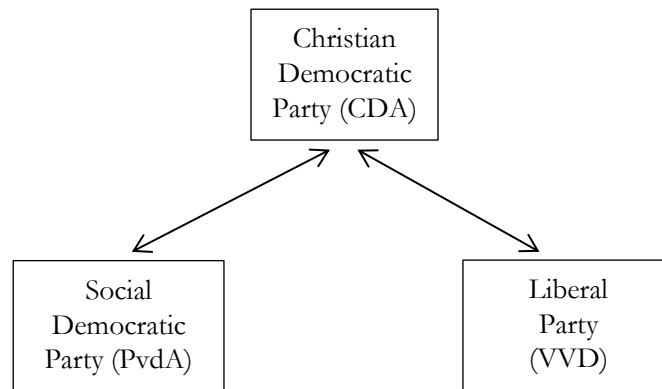
**Figure 6      Relative Gains: Adversarial**

		Player 2	
		Cooperate	Defect
Player 1	Cooperate	0, 0	-2, +2
	Defect	+2, -2	0, 0

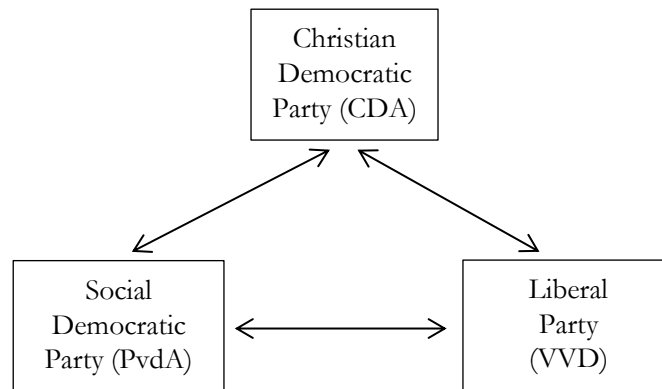
**Figure 7** Stylized policy space with three actors



**Figure 8**      **Two types of coalitions**



**Figure 9**      **Three types of coalitions**



**Table 1   Parties in Dutch Parliament in 2002**

Lijst Pim Fortuyn (LPF) Populist Party	26 seats
Leefbaar Nederland (LN) Populist Party	2 seats
Christen Democratisch Àppel (CDA) Christian Democratic Party	43 seats
ChristenUnie (CU) Protestant Party	4 seats
Staatkundig Gereformeerde Partij (SGP) Orthodox Protestant Party	2 seats
Voor Vrijheid en Democratie (VVD) Liberal Party	24 seats
Democraten 66 (D66) Social-Liberal Party	7 seats
Partij van de Arbeid (PvdA) Social-Democratic Party	23 seats
GroenLinks (GL) Green Party	10 seats
Socialistische Partij (SP) Socialist Party	9 seats

Figure 10 Policy space 2002

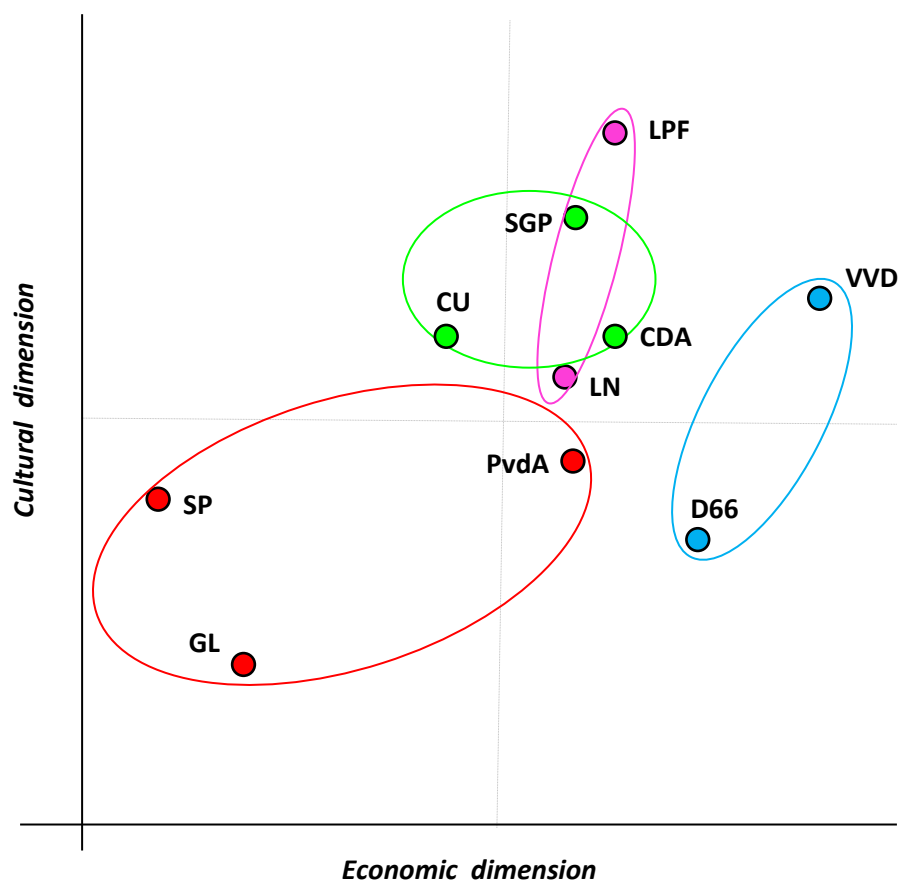
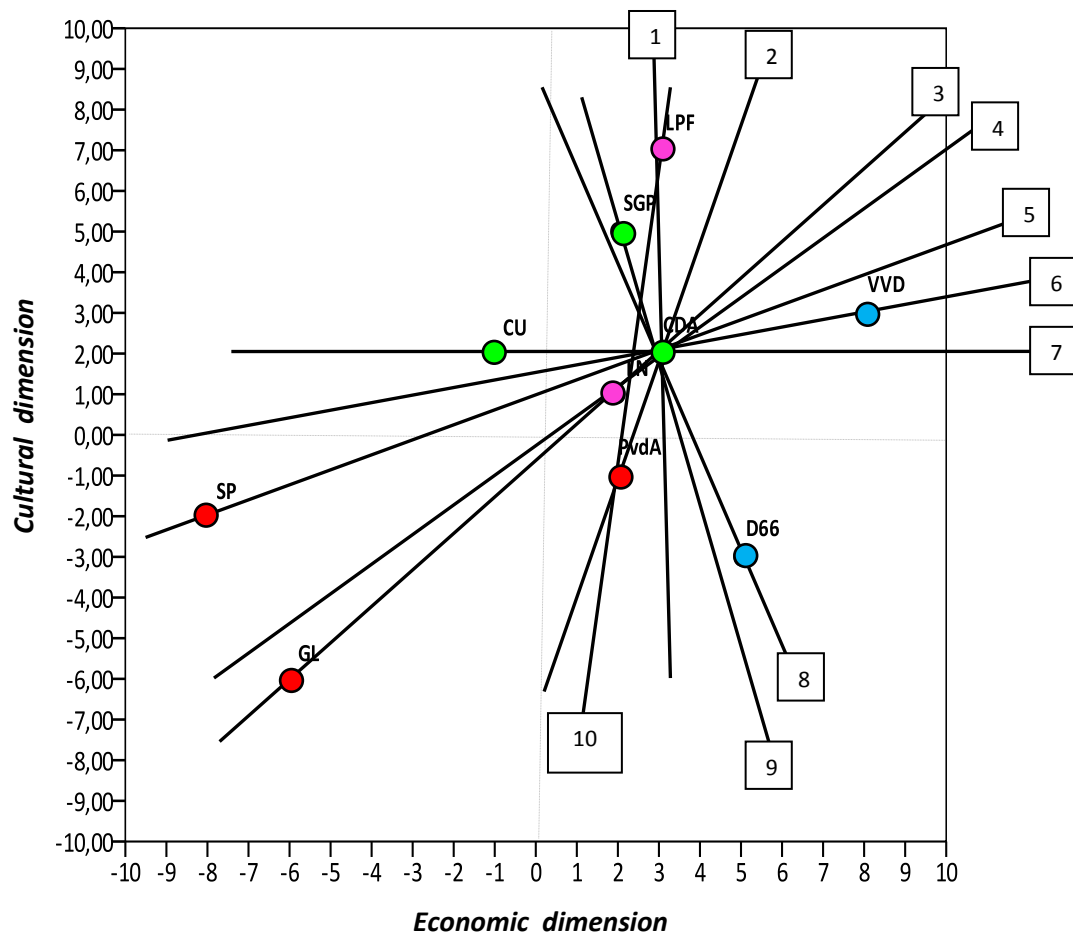
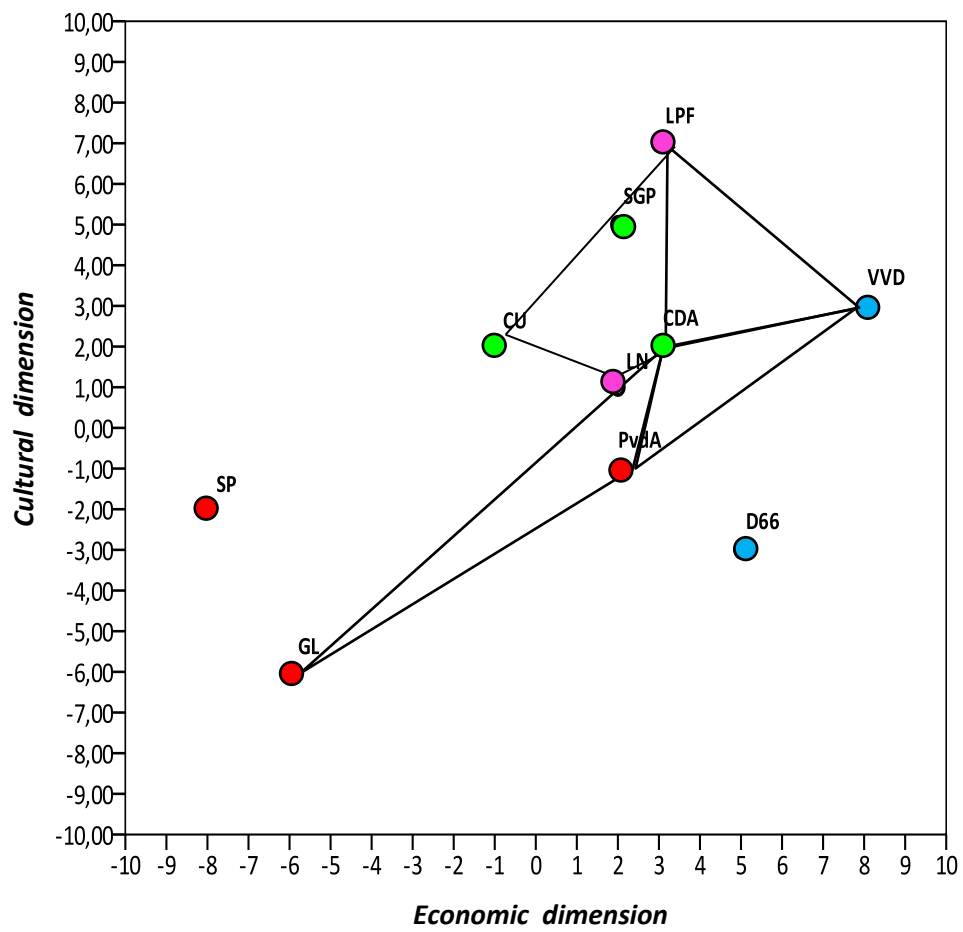


Figure 11 Policy space 2002 with median lines



**Figure 12** Policy space 2002 with credible coalition polygons



**Figure 13** Policy space 2002 with a coalition agreement in each polygon

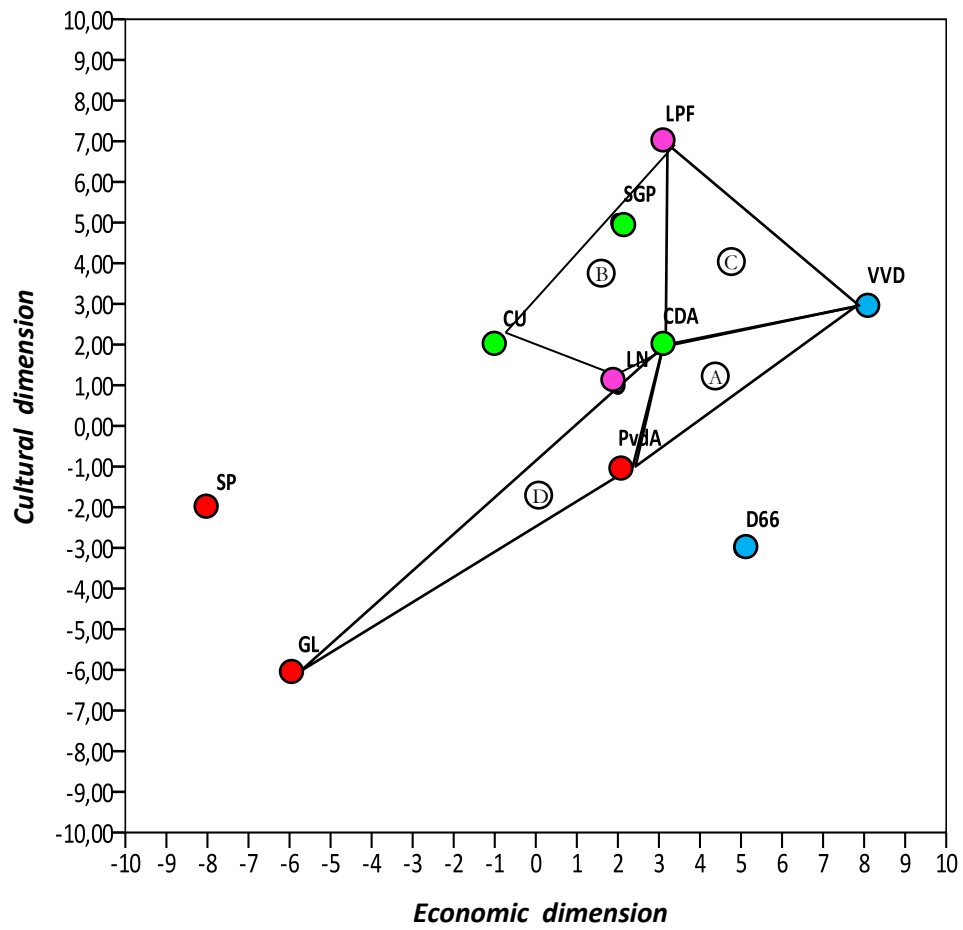
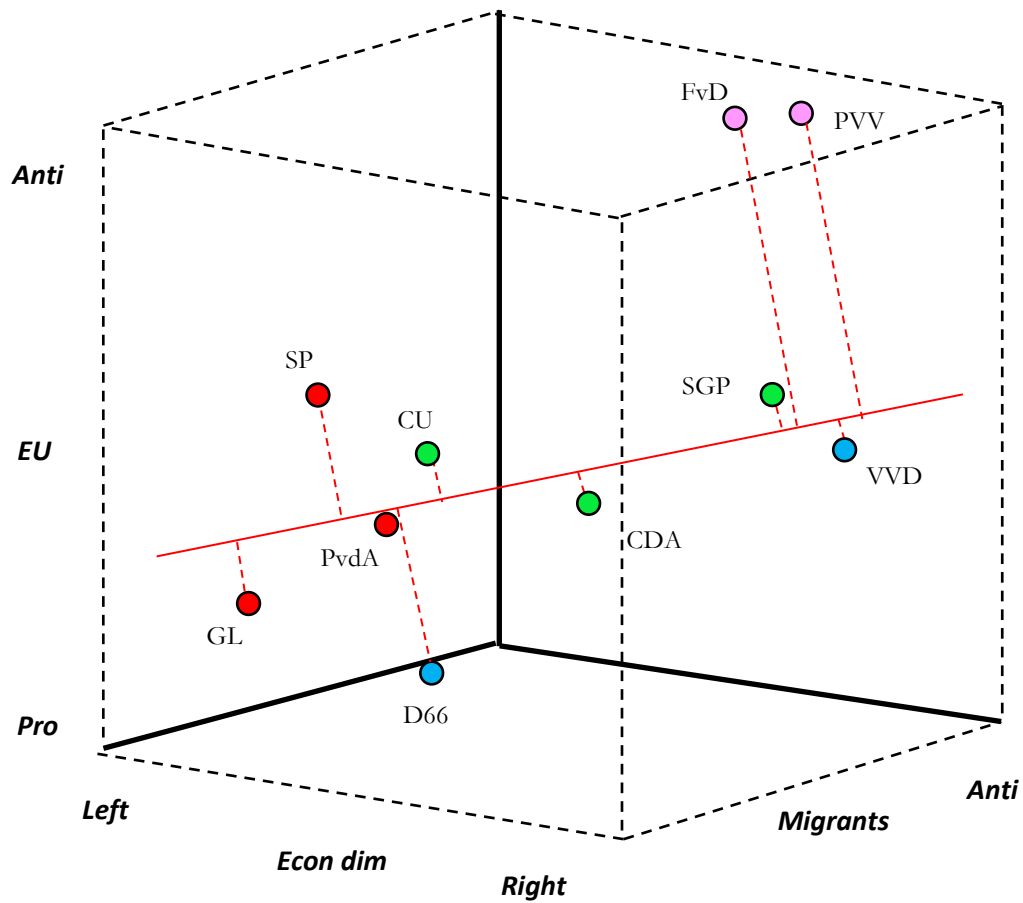


Figure 10 The left-right dimension



Explain why a three-dimensional political space give us a better view of the Dutch political space than the left-right scale.

Max 250 words